

date _____
 customer _____
 project _____
 quantity _____

COB INDOOR CYLINDER / SQUARE

KELLY Luminaire




D12106C



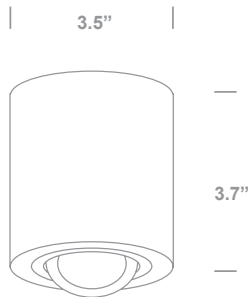
D12106CA



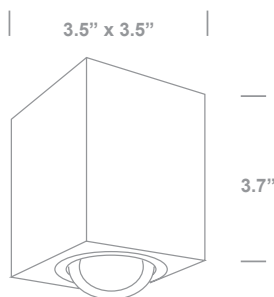
Family	Item / Wattage / Lumens / Shape	CCT	Beam	Finish	Driver	IP Rating	Input voltage		
KELLY									
	D12106C	6W >480lm	round	30 3000K	36 36 deg	W white	N non dim	20 IP20	120 120V input
	D12106CA	6W >480lm	square			R RAL color			277 277V input

example...

Family	Item / Wattage / Lumens / Shape	CCT	Beam	Finish	Driver	IP Rating	Input voltage
KELLY	D12106C	30	36	W	N	20	120



D12106C



D12106CA