

date	
customer	
project	
quantity	

OUTDOOR WALL RECESSED Luminaire

# ELMER Luminaire



D68046






D68048



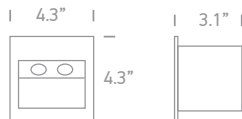
D68050



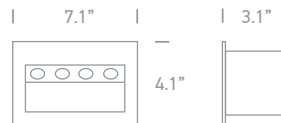
Family	Item / Wattage / Lumens	CCT	Beam	Finish	Driver	IP Rating	Input voltage
<b>ELMER</b>							
	D68046 2x1W 140lm	30 3000K	G general	G grey	N non dim	65 IP65	120 120V input
	D68048 4x1W 280lm			W white			
	D68050 6x1W 420lm			AN anthracite			

example...

Family	Item / Wattage / Lumens	CCT	Beam	Finish	Driver	IP Rating	Input voltage
ELMER	D68046	30	G	G	N	65	120



D68046



D68048



D68050