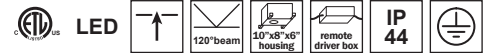




date \_\_\_\_\_  
 customer \_\_\_\_\_  
 project \_\_\_\_\_  
 quantity \_\_\_\_\_

ECONOMY DOWNLIGHT Luminaire

## ECO-D Luminaire



Family	Item / Wattage / Lumens	CCT	Beam	Finish	Driver	IP Rating	Input voltage								
<b>ECO-D</b>															
 N1, A1   N2, A2	D10115	15W	>940lm	30	3000K	120	120 deg	W	white	N1	* non dim	44	IP44	120	120V input
	D10124	24W	>1390lm								N2	** non dim			277
										A1	* 0-10V				
										A2	** 0-10V				

Notes: (\*) driver and fixture with new construction housing - contact sales for datasheet  
 (\*\*) remote driver in enclosed box - contact sales for datasheet

example...

Family	Item / Wattage / Lumens	CCT	Beam	Finish	Driver	IP Rating	Input voltage
ECO-D	D10107	30	120	W	A1	44	120

